



INFORMATION SERVICES

eBook Public Library Collection User Manual

2017

Downloading your EBSCO eBooks to read on any device.

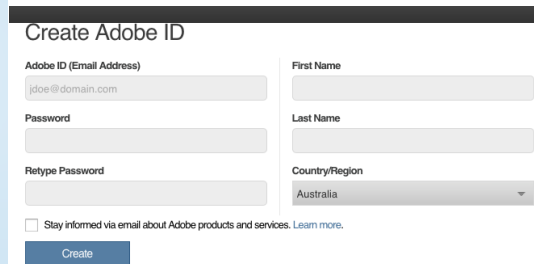
STEP 1

Get your device ready!

Download the FREE **Bluefire Reader** from the App Store.



Create an **Adobe ID** and log into the Bluefire Reader.

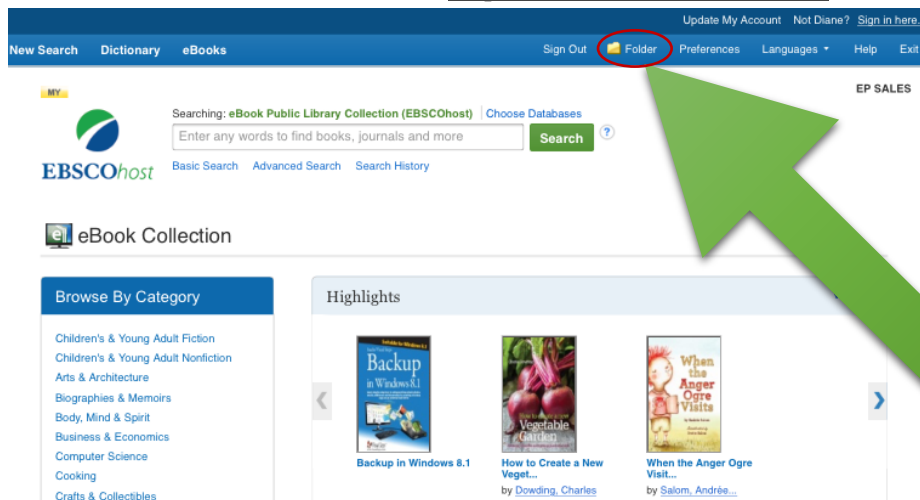


STEP 2

Create your account!

Staying on your device, close the app. and open your web browser.

Go to the **eBook Public Library Collection** made available through your library's website and create a **My EBSCOhost folder**



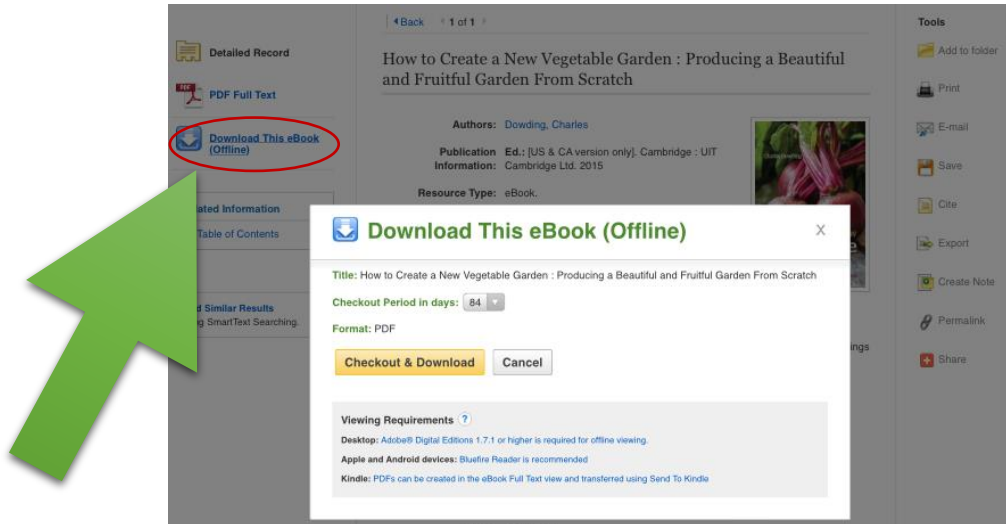
STEP 3

Search and download your favourite eBooks!

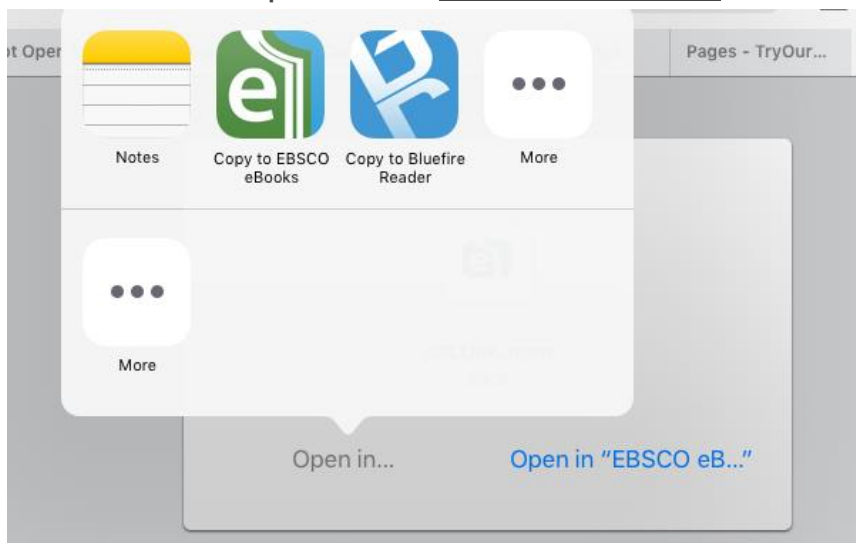
Search through the eBook Public Library collection to find a title that interests you.

Click into an eBook.

Then select "***Download This eBook Offline***" and simply **Checkout & Download**.



Expect a short pause...
Then open in the **Bluefire Reader**



Watch your eBook download and enjoy reading!

