


2020 - 21 CAPITAL WORKS PROGRAM

16/11/2020

○	Less than 1% expenditure recorded (i.e. Project not started)
●	Between 1% and 10% expenditure (i.e. Project in very early stages)
●	Between 10% and 85% expenditure (i.e. Project progressing)
●	Greater than 85% expenditure (i.e. Project completed or near completion)

Please be aware that this report is presented as information only and that all works are subject to prevailing weather conditions. Some or all works listed below may be adversely affected by weather conditions.



















Engineering Services Budget (not including Special Projects)		\$	12,804,070	\$	1,587,000	\$	2,820,014	\$	285,800	\$	17,556,884		\$	5,405,989	31%					
Total Capital Works Program		\$	16,758,970	\$	2,767,200	\$	2,881,914	\$	1,344,900	\$	23,812,984		Current Spend	\$	7,725,351	32%				
Ledger #	Description	Budget 2020/21	Adopted Carry Forwards (Sept. QBR)	Proposed Budget Variation	Adopted Budget Variation	Budget Total	Actual	OnCost	Committed	Total	% Spent	Remaining	Complete	Status	PROGRAMMED FOR WORK					
BUILDINGS																				
Other (07140.0700)																				
W1913	Works Depot Amenities	\$	25,000	\$	49,600	\$	74,600	\$	244	\$	-	\$	-	\$	244	0%	\$	74,356	○	
Furniture Fittings & Other Equipment (07140.0702)																				
W1045	Administration Capital Expenditure OFFICE EQUIPMENT/FURN	\$	6,500			\$	6,500	\$	-	\$	-	\$	-	\$	-	0%	\$	6,500	○	
W1716	Nambucca Heads - Fletcher Street Amenities	\$	40,000			\$	40,000	\$	-	\$	-	\$	-	\$	-	0%	\$	40,000	○	
W3431	Macksville - Administration Centre Aircondition	\$	150,000	\$	125,600	\$	275,600	\$	-	\$	-	\$	-	\$	-	0%	\$	275,600	○	
W3562	Administration Centre Generator (Business continuity)	\$	50,000			\$	50,000	\$	-	\$	-	\$	-	\$	-	0%	\$	50,000	○	
<a href="#">Amenities - New Ridge street (See Local Roads &amp; Community Infrastructure Program)</a>																				
Fire Control																				
W3528	Valla RFS - Add New Bay (RFS funded )			\$	78,100	\$	78,100	\$	-	\$	-	\$	5,100	\$	5,100	7%	\$	73,000	●	
W3529	Newee Creek RFS - Add New Bay (RFS funded )			\$	40,500	\$	40,500	\$	-	\$	-	\$	6,000	\$	6,000	15%	\$	34,500	●	
		\$	271,500	\$	175,200	\$	118,600	\$	-	\$	565,300		\$	11,344	2%					
PARKS AND RESERVES																				
Sport & Recreation (7240.0711)																				
W3258	PARKS - Macksville Park ( Lighting installation, Kitchen upgrade and					\$	-	\$	-	\$	-	\$	-	\$	-		\$	-	○	
W3271	Bowraville Connections - Amenities Upgrade, BBQ area, Landscaping		\$	94,300		\$	94,300	\$	100,770	\$	3,604	\$	-	\$	104,374	111%	-\$	10,074	●	Works Complete
W3428	Macksville Park - Refurbishment of Clubhouse		\$	350,300		\$	350,300	\$	35	\$	-	\$	-	\$	35	0%	\$	350,265	○	
W3542	SCCF3-0791 Bowraville Tennis Court Conversion - Stage 2	\$	94,500			\$	94,500	\$	10,006	\$	1,203	\$	-	\$	11,209	12%	\$	83,291	●	
W3544	Play Equipment and surround Buz Brazzel	\$	15,000			\$	15,000	\$	-	\$	-	\$	13,754	\$	13,754	92%	\$	1,246	●	
W3545	Play Equipment and surround Brook Park	\$	10,000			\$	10,000	\$	-	\$	-	\$	-	\$	-	0%	\$	10,000	○	
W3546	Play Equipment and surround EJ Biffin	\$	15,000			\$	15,000	\$	26,770	\$	1,839	\$	-	\$	28,609	191%	-\$	13,609	●	Works Complete
W3547	Play Equipment Hyland Park	\$	8,000			\$	8,000	\$	-	\$	-	\$	-	\$	-	0%	\$	8,000	○	
W3548	Play Equipment Valla Nature Reserve	\$	8,000			\$	8,000	\$	-	\$	-	\$	-	\$	-	0%	\$	8,000	○	
W3268	Drainage at Scotts Head Tennis	\$	20,000			\$	20,000	\$	-	\$	-	\$	-	\$	-	0%	\$	20,000	○	
<a href="#">PARKS - CAPITAL - Minor Upgrade Works to skate, Netball, basketball, Valla Beach</a>																				
<a href="#">Bowraville - Hennessey Tape - climbing</a>																				
W3597	Bowraville Childrens Traffic learning Park			\$	8,500	\$	8,500	\$	-	\$	-	\$	-	\$	-	0%	\$	8,500	○	
		\$	170,500	\$	444,600	\$	8,500	\$	-	\$	623,600		\$	157,980	25%					
WASTE DEPOT																				
W3433	Other Waste Management Operations - ROAD REHABILITATION, ELECTRICAL	\$	30,000			\$	30,000	\$	11,642	\$	444	\$	40,028	\$	52,114	87%	\$	7,886	●	
W3434	Waste Management Oper Compactor Shed			\$	30,000	\$	30,000	\$	-	\$	-	\$	31,349	\$	31,349	104%	-\$	1,349	●	
W3556	Purchase/construct/extend shed for plant machinery	\$	25,000			\$	55,000	\$	15,950	\$	-	\$	-	\$	15,950	29%	\$	39,050	●	
		\$	55,000	\$	-	\$	30,000	\$	145,000			\$	52,114	36%						

Ledger #	Description	Budget 2020/21	Adopted Carry Forwards (Sept. QBR)	Proposed Budget Variation	Adopted Budget Variation	Budget Total	Actual	OnCost	Committed	Total	% Spent	Remaining	Complete	Status	PROGRAMMED FOR WORK
STORMWATER															
W1569	Stormwater Drainage - (West Street Drain, Sturdee/Jelleco Street)	\$ 100,000	\$ 3,100			\$ 103,100	\$ -	\$ -	\$ -	\$ -	0%	\$ 103,100			
W3047	DAWKINS PARK DRAINAGE					\$ -	\$ 144	\$ 59	\$ -	\$ 203		-\$ 203			
W3477	MACKSVILLE INDUSTRIAL ESTATE					\$ -	\$ 7,070	\$ -	\$ -	\$ 7,070		-\$ 7,070			
		\$ 100,000	\$ 3,100	\$ -	\$ -	\$ 103,100				\$ 7,273	7%				
KERB & GUTTER															
		\$ -		\$ -						\$ -					
Bus Shelter, Guardrail, etc															
W1594	Bus Shelters Capital Works BUS SHELTERS						\$ 820	\$ 120	\$ -	\$ 939		-\$ 939			
		\$ -		\$ -						\$ -					
Culverts															
		\$ -		\$ -						\$ -					
BOAT RAMPS															
		\$ -		\$ -						\$ -					
FOOTPATHS AND BOARDWALKS (GL 07300.0750)															
W3262	Watt Creek Cycleway Construction (Nth Macksville to Kingsworth Estate) (Restart NSW \$2,185,694)		\$ 496,400	\$ 1,205,700		\$ 1,702,100	\$ 811,972	\$ 4,273	\$ 509,522	\$ 1,325,767	78%	\$ 376,333			
W3560	Hyland Park Beach Access and Footbridge - 2019-20-CEI-0012 (50/50 funding)	\$ 340,500				\$ 340,500	\$ -	\$ -	\$ -	\$ -	0%	\$ 340,500			
W3561	Valla Beach, Bielby beach and Nambucca Beach/reserve walkway upgrades	\$ 40,000				\$ 40,000	\$ 8,983	\$ 1,908	\$ 1,535	\$ 12,426	31%	\$ 27,574			
W3479	FOOTPATHS - MANN STREET-Bent					\$ -	\$ 1,471	\$ -	\$ 2,074	\$ 3,546		-\$ 3,546			
W3480	Footpaths & Bike Track – Macksville CBD		\$ 2,000			\$ 2,000	\$ 1,021	\$ 295	\$ 1,269	\$ 2,585	129%	-\$ 585			
W3481	Footpaths & Bike Track – Nambucca Heads CBD					\$ -	\$ 2,443	\$ 201	\$ -	\$ 2,644		-\$ 2,644			
		\$ 380,500	\$ 498,400	\$ 1,205,700	\$ -	\$ 2,084,600				\$ 1,346,968	65%				

Ledger #	Description	Budget 2020/21	Adopted Carry Forwards (Sept. QBR)	Proposed Budget Variation	Adopted Budget Variation	Budget Total	Actual	OnCost	Committed	Total	% Spent	Remaining	Complete	Status	PROGRAMMED FOR WORK
CARPARKS															
W3552	V-Wall Carparking Adj to Tavern	\$ 15,000				\$ 15,000	\$ -	\$ -	\$ 11,853	\$ 11,853	79%	\$ 3,147		<div></div>	
		\$ 15,000	\$ -	\$ -	\$ -	\$ 15,000				\$ 11,853	79%				
BRIDGES (GL 7280.0745)															
W3554	Helliwells Bridge	\$ 218,350				\$ 218,350	\$ -	\$ -	\$ 107,000	\$ 107,000	49%	\$ 111,350		<div></div>	
W3555	Shorts Bridge	\$ 283,250				\$ 283,250	\$ -	\$ -	\$ -	\$ -	0%	\$ 283,250		<div></div>	
W3553	Frank Partridge Bridge	\$ 141,020				\$ 141,020	\$ -	\$ -	\$ -	\$ -	0%	\$ 141,020		<div></div>	
W3031	Valla Bridge	\$ 383,950				\$ 383,950	\$ 15,950	\$ -	\$ -	\$ 15,950	4%	\$ 368,000		<div></div>	
W3469	Fischers Bridge			\$ 73,000		\$ 73,000	\$ 99,664	\$ 14,698	\$ -	\$ 114,362	157%	-\$ 41,362		<div></div>	
		\$ 1,026,570	\$ -	\$ 73,000	\$ -	\$ 1,099,570				\$ 237,312	22%				
URBAN ROADS															
URBAN STREET RESEALS															
<a href="#">Yarrowonga Street - (90863) Kylie St to Kylie Street (See Roads to Recovery)</a>															
W3303	Mann Street (high side of cutting)	\$ 5,000				\$ 5,000	\$ -	\$ -	\$ -	\$ -	0%	\$ 5,000		<div></div>	
		\$ 5,000	\$ -	\$ -	\$ -	\$ 5,000				\$ -	0%				
URBAN STREETS REHABILITATION															
<a href="#">Cohalan Street - High St to End</a>															
W2752	Mann Street - Palmer St to end cutting (Carry fwd \$223,225)		\$ 223,200			\$ 223,200	\$ 210,324	\$ 11,261	\$ -	\$ 221,585	99%	\$ 1,615		<div></div>	
W1462	VALLA BEACH STREETS REHAB - VALLA BEACH ROAD	\$ 54,200				\$ 54,200	\$ 4,905	\$ 832	\$ -	\$ 5,737	11%	\$ 48,463		<div></div>	
	<a href="#">Mann Street - also see Roads to Recovery</a> <a href="#">Stringer Street (See Roads to Recovery)</a>														
		\$ 54,200	\$ 223,200	\$ -	\$ -	\$ 277,400				\$ 227,322	82%				
URBAN STREETS CONSTRUCTION															
W1445	Princess Street Wallace to River Street - Design	\$ 20,000				\$ 20,000	\$ -	\$ -	\$ 18,182	\$ 18,182	91%	\$ 1,818		<div></div>	
		\$ 20,000	\$ -	\$ -	\$ -	\$ 20,000				\$ 18,182	91%				
URBAN ROADS HEAVY PATCHING															
W3135	Heavy Patching	\$ 133,200			-\$ 71,100	\$ 62,100	\$ 108,486	\$ -	\$ -	\$ 108,486	175%	-\$ 46,386		<div></div>	
		\$ 133,200	\$ -	\$ -	-\$ 71,100	\$ 62,100				\$ 108,486	175%				
RURAL SEALED ROADS															
RURAL ROADS RESEALS															
W1475	RURAL ROADS BITUMEN RESEALING - VALLA RD	\$ 13,000				\$ 13,000	\$ -	\$ -	\$ -	\$ -	0%	\$ 13,000		<div></div>	
		\$ 13,000	\$ -	\$ -	\$ -	\$ 13,000				\$ -	\$ -				
RURAL ROADS HEAVY PATCHING															
W3349	heavy Patching				\$ 29,800	\$ 29,800	\$ 24,597	\$ 3,197	\$ -	\$ 27,794	93%	\$ 2,006		<div></div>	
		\$ -	\$ -	\$ -	\$ 29,800	\$ 29,800				\$ 27,794	93%				

Ledger #	Description	Budget 2020/21	Adopted Carry Forwards (Sept. QBR)	Proposed Budget Variation	Adopted Budget Variation	Budget Total	Actual	OnCost	Committed	Total	% Spent	Remaining	Complete	Status	PROGRAMMED FOR WORK
	ROAD CONSTRUCTION														
	<a href="#">Graces Road (North Arm Rd to Dyers Loop) (See Roads to Recovery)</a>														
W3606	Albert Drive Delap. Repair (Pacifico contributed)				\$ 54,900	\$ 54,900	\$ 430	\$ 57	\$ -	\$ 486	1%	\$ 54,414			
W3605	Scotts Head Road Delap. Repair (Area under Bridge, Pacifico Contributed)				\$ 27,400	\$ 27,400	\$ -	\$ -	\$ -	\$ -	0%	\$ 27,400			
W3607	Old Coast Road South Delap. Repair (Pacifico Contributed)				\$ 102,800	\$ 102,800	\$ 111,179	\$ -	\$ -	\$ 111,179	108%	-\$ 8,379			
W1505	Newee Creek Road	\$ 19,200	\$ -		\$ 89,600	\$ 108,800	\$ 100,480	\$ 278	\$ -	\$ 100,758	93%	\$ 8,042			
W3461	Mitchells Road (Carry Forward from 2019/20)		\$ 136,600			\$ 136,600	\$ 62,875	\$ 1,500	\$ -	\$ 64,375	47%	\$ 72,225			
W3497	Florence Wilmont Drive to Rosella Drive					\$ -	\$ 44,660	\$ -	\$ -	\$ 44,660		-\$ 44,660			
		\$ 19,200	\$ 136,600	\$ -	\$ 274,700	\$ 430,500				\$ 321,457	75%				
	ROADS TO RECOVERY PROGRAMME														
W3452	Yarrawonga Street Reseal - (90863) Kylie St to Kylie Street	\$ 19,000	\$ 73,400			\$ 92,400	\$ -	\$ -	\$ 60,000	\$ 60,000	65%	\$ 32,400			Nov -Dec
W3577	Cohalan Street Rehabilitation	\$ 130,000				\$ 130,000	\$ -	\$ -	\$ -	\$ -	0%	\$ 130,000			Jan - March
W2372	Mann Street - Intn's of Bent, Palmer, high Rd, and Rdabt	\$ 200,000				\$ 200,000	\$ 1,403	\$ 103	\$ -	\$ 1,506	1%	\$ 198,494			Oct
W2751	Stringer Street - (91325) Centenary Parade - Ch92	\$ 40,000				\$ 40,000	\$ -	\$ -	\$ -	\$ -	0%	\$ 40,000			Jan - March
W3570	Graces Road (North Arm Rd to Dyers Loop)	\$ 344,500				\$ 344,500	\$ 353,570	\$ 11,889	\$ 2,477	\$ 367,937	107%	-\$ 23,437			Works Complete
	<a href="#">Boultons Crossing (See W3585) \$105,600 (R2R)</a>														
	<a href="#">Old Coast Road (See W3585) \$14,400 R2R</a>														
GL7260.980.978	ROADS TO RECOVERY PROGRAMME Overheads (\$80,000)					\$ -									
		\$ 733,500	\$ 73,400	\$ -	\$ -	\$ 806,900				\$ 429,443	53%				
	Fixing Local Roads Program														
W3583	Upper Warrell Creek Road (1920-0610201-FLR1)	\$ 103,600				\$ 103,600	\$ 2,800	\$ -	\$ 207	\$ 3,007	3%	\$ 100,593			
W3584	Tilly Willy Street (1920-0610202-FLR1)	\$ 360,000				\$ 360,000	\$ 8,500	\$ -	\$ 5,587	\$ 14,087	4%	\$ 345,913			
W1426	Wellington Drive Rehabilitation (1920-0610203-FLR1)	\$ 210,000				\$ 210,000	\$ -	\$ -	\$ 207	\$ 207	0%	\$ 209,793			
W3585	Old Coast Road Upgrade (1920-0610204-FLR1)	\$ 343,200				\$ 343,200	\$ 107,856	\$ 680	\$ 9,545	\$ 118,081	34%	\$ 225,119			Jan - Feb
W3586	Boulton Crossing upgrade (1920-0610205-FLR1)	\$ 422,400				\$ 422,400	\$ 131,902	\$ 8,594	\$ 11,017	\$ 151,513	36%	\$ 270,887			Oct - Nov
W3587	Creek Street (1920-0610206-FLR1)	\$ 25,000				\$ 25,000	\$ 27,704	\$ 371	\$ 207	\$ 28,281	113%	-\$ 3,281			Works complete
		\$ 1,464,200	\$ -	\$ -	\$ -	\$ 1,464,200				\$ 315,176	22%				
	Local Roads & Community Infrastructure Program														
W3589	Footpath Between West & Waratah St's, Adin to Wallace St														
	Scotts Head	\$ 27,000				\$ 27,000	\$ -	\$ -	\$ -	\$ -	0%	\$ 27,000			
W3590	footpath along Valla Beach Road between Ocean View Drive and Thompson St	\$ 46,500				\$ 46,500	\$ -	\$ -	\$ -	\$ -	0%	\$ 46,500			
W3588	PARKS & GARDENS - CAPITAL - Nambucca V-Wall Precinct	\$ 310,000				\$ 310,000	\$ 15,340	\$ 148	\$ 118,315	\$ 133,803	43%	\$ 176,197			
W3592	PARKS & GARDENS - CAPITAL - Macksville CBD revitalisation plan	\$ 100,000				\$ 100,000	\$ -	\$ -	\$ -	\$ -	0%	\$ 100,000			
W3591	Public Toilet - Nambucca Heads Library Precinct	\$ 150,000				\$ 150,000	\$ -	\$ -	\$ 8,500	\$ 8,500	6%	\$ 141,500			
W3594	Skate Park - adjacent to Caravan Park- Frainage Area, Adin Street, Scotts Head	\$ 53,000				\$ 53,000	\$ -	\$ -	\$ -	\$ -	0%	\$ 53,000			
W3595	Minor upgrade works skate park/netball/basketball area, Valla Beach	\$ 21,500				\$ 21,500	\$ 52	\$ -	\$ -	\$ 52	0%	\$ 21,448			
W3596	Climbing Wall Henesay Tape	\$ 30,900				\$ 30,900	\$ -	\$ -	\$ -	\$ -	0%	\$ 30,900			
		\$ 738,900	\$ -	\$ -	\$ -	\$ 738,900				\$ 142,355	19%				
	REGIONAL ROADS (GL 07340.0740)														
W3408	Scotts Head Road reseal - (86386, 272078) Warratah to Ocean Ridge Drive	\$ 12,000				\$ 12,000	\$ -	\$ -	\$ -	\$ -	0%	\$ 12,000			
W3557	Scotts Head Heavy Patching	\$ 158,800				\$ 158,800	\$ 10,560	\$ -	\$ -	\$ 10,560	7%	\$ 148,240			
W3558	Scotts Head Road (Quarry Access to construction joint (200m))	\$ 125,000				\$ 125,000	\$ 125,376	\$ 10,333	\$ 2,477	\$ 138,186	111%	-\$ 13,186			Works Complete
W3559	Wirrimbi Road (ironbark Road to Newee Creek Road)	\$ 304,000				\$ 304,000	\$ -	\$ -	\$ 4,760	\$ 4,760	2%	\$ 299,240			
		\$ 599,800	\$ -	\$ -	\$ -	\$ 599,800				\$ 153,506	26%				

Ledger #	Description	Budget 2020/21	Adopted Carry Forwards (Sept. QBR)	Proposed Budget Variation	Adopted Budget Variation	Budget Total	Actual	OnCost	Committed	Total	% Spent	Remaining	Complete	Status	PROGRAMMED FOR WORK
	<u>RURAL ROAD GRAVEL RESHEETING (GL 07270.0740)</u>														
W3566	Broughams Road	\$ 20,000				\$ 20,000	\$ -	\$ -	\$ 17,150	\$ 17,150	86%	\$ 2,850			
W3567	Colemans Road	\$ 15,000				\$ 15,000	\$ -	\$ -	\$ 10,432	\$ 10,432	70%	\$ 4,568			
W3568	Coulters Road	\$ 31,500				\$ 31,500	\$ -	\$ -	\$ -	\$ -	0%	\$ 31,500			
W3569	Elliots Road	\$ 111,500				\$ 111,500	\$ -	\$ -	\$ -	\$ -	0%	\$ 111,500			
W3571	Hall Road	\$ 15,500				\$ 15,500	\$ -	\$ -	\$ -	\$ -	0%	\$ 15,500			
W3572	<del>Jones Road</del>	\$ -				\$ -	\$ -	\$ -	\$ -	\$ -		\$ -			
W3573	Kennaicle Creek Road	\$ 73,700				\$ 73,700	\$ 68,321	\$ 1,408	\$ 7,548	\$ 77,277	105%	<del>\$</del> 3,577			
W3574	Lemans Road					\$ -	\$ -	\$ -	\$ -	\$ -		\$ -			
W3575	Mallee Road	\$ 29,500				\$ 29,500	\$ -	\$ -	\$ -	\$ -	0%	\$ 29,500			
W3576	Margaret Street					\$ -	\$ -	\$ -	\$ -	\$ -		\$ -			
W3336	Tamban Road	\$ 113,100				\$ 113,100	\$ -	\$ -	\$ -	\$ -	0%	\$ 113,100			
		\$ 409,800	\$ -	\$ -	\$ -	\$ 409,800				\$ 104,859	26%				
	<u>Natural Disaster Event *</u>														
W3611	AGRN 898 - FLOOD DAMAGE - Taylors Arm Road - Landslip			\$ 374,325		\$ 374,325	\$ -	\$ -	\$ 3,400	\$ 3,400	1%	\$ 370,925			
W3612	AGRN 898 - FLOOD DAMAGE - Wilson Road- River Bank protection			\$ 374,325		\$ 374,325	\$ -	\$ -	\$ 15,600	\$ 15,600	4%	\$ 358,725			
W3613	AGRN 898 - FLOOD DAMAGE - Rodeo Drive- River Bank protection			\$ 199,325		\$ 199,325	\$ -	\$ -	\$ -	\$ -	0%	\$ 199,325			
W3614	AGRN 898 - FLOOD DAMAGE- River Street- River Bank protection			\$ 374,325		\$ 374,325	\$ -	\$ -	\$ -	\$ -	0%	\$ 374,325			
W3616	AGRN 871 - Post Bushfire Stormwater inspection and Cleaning			\$ 65,514		\$ 65,514	\$ -	\$ -	\$ 45,455	\$ 45,455	69%	\$ 20,060			
		\$ -	\$ -	\$ 1,387,814	\$ -	\$ 1,387,814				\$ 64,455	5%				

Ledger #	Description	Budget 2020/21	Adopted Carry Forwards (Sept. QBR)	Proposed Budget Variation	Adopted Budget Variation	Budget Total	Actual	OnCost	Committed	Total	% Spent	Remaining	Complete	Status	PROGRAMMED FOR WORK
SPECIAL PROJECTS															
W3541	Seating and landscaping all-purpose courts at Anderson Park, Valla Beach	\$ 40,200				\$ 40,200	\$ -	\$ -	\$ -	\$ -	0%	\$ 40,200			
W3400	CBP19 - 3099 - Making Bowraville Historical Theatre Safe and Accessible			\$ 32,500		\$ 32,500	\$ -	\$ -	\$ -	\$ -	0%	\$ 32,500			
W3602	CB19-3030 Buz Brazel Fields Canteen Refurb.			\$ 23,000		\$ 23,000	\$ -	\$ -	\$ 14,640	\$ 14,640	64%	\$ 8,360			
W3423	HALLS - CAPITAL - South Arm Hall - Kitchen Upgrade to increase hall			\$ 6,400		\$ 6,400	\$ 1,932	\$ -	\$ -	\$ 1,932	30%	\$ 4,468			
W1046	Administration Capital Expenditure COMPUTER EQUIPMENT (	\$ 160,000			-\$ 35,900	\$ 124,100	\$ 9,335	\$ -	\$ 3,556	\$ 12,891	10%	\$ 111,209			
W3541	SCCF3-1294 All purpose courts at Anderson Park	\$ 40,200				\$ 40,200	\$ -	\$ -	\$ -	\$ -	0%	\$ 40,200			
W3543	SCCF3-1706 Half-Court Basketball for Bellwood Park, Nambucca Heads	\$ 55,700				\$ 55,700	\$ -	\$ -	\$ -	\$ -	0%	\$ 55,700			
W2854	Nambucca Heads Surf Club Protection Stage 2		\$ 2,700			\$ 2,700	\$ -	\$ -	\$ -	\$ -	0%	\$ 2,700			
W2161	New internal road for Macksville & head beams for NH & Macks. Cemeteries	\$ 80,000				\$ 80,000	\$ -	\$ -	\$ -	\$ -	0%	\$ 80,000			
W3403	Macksville Bridge lighting		\$ 26,500		\$ 32,200	\$ 58,700	\$ 56,211	\$ -	\$ 2,455	\$ 58,665	100%	\$ 35			
Environment Protection (7182.8040															
W2790	Environmental Levy - Climate Change Adaption Fund	\$ 40,000	\$ 57,500			\$ 97,500	\$ 38,378	\$ -	\$ -	\$ 38,378	39%	\$ 59,122			
W2854	NAMBUCCA HEADS SURFCLUB PROTECTION-Stage 2		\$ 2,700			\$ 2,700	\$ -	\$ -	\$ -	\$ -	0%	\$ 2,700			
W3403	Environment Capital - MACKSVILLE BRIDGE -" Brightening the future,		\$ 26,500		\$ 32,200	\$ 58,700	\$ 56,211	\$ -	\$ 2,455	\$ 58,665	100%	\$ 35			
W3521	Environment Capital - "CONSTRUCTION OF DAWKINS PARK		\$ 216,800			\$ 216,800	\$ 79,391	\$ -	\$ 34,615	\$ 114,006	53%	\$ 102,794			
W3522	Environment Capital - "Increasing Resilence to Climate Change -Round		\$ 109,200			\$ 109,200	\$ 69,717	\$ -	\$ 24,910	\$ 94,627	87%	\$ 14,573			
Other Capital Works (08075.0700)															
W2677	CZMP Action (Scotts Head Surf club precinct)		\$ 22,400			\$ 22,400	\$ 18,309	\$ -	\$ -	\$ 18,309	82%	\$ 4,091			
Buildign Capital (0809															
Other Improvements (7230.0712)															
W3254	PARKS, GARDENS & RESERVES - CAPITAL - Devils' Elbow and Grassy Park		\$ 31,000			\$ 31,000	\$ 261	\$ 108	\$ -	\$ 368	1%	\$ 30,632			
W3255	PARKS, GARDENS & RESERVES - CAPITAL - Gumma Reserve Amenities and		\$ 63,100			\$ 63,100	\$ 57,252	\$ -	\$ 4,667	\$ 61,919	98%	\$ 1,181			
W3256	PARKS, GARDENS & RESERVES - CAPITAL - Weir Reserve Boat Ramp &		\$ 58,800			\$ 58,800	\$ 3,266	\$ -	\$ 4,667	\$ 7,933	13%	\$ 50,867			
W3421	PARKS & GARDENS - CAPITAL - Revitalisation of V-Wall Precinct	\$ 90,000	\$ 306,900			\$ 396,900	\$ 216,858	\$ 2,084	\$ 177,999	\$ 396,941	100%	-\$ 41			
<a href="#">PARKS &amp; GARDENS - CAPITAL - Nambucca V-Wall Precinct (see Local roads &amp; community infrastructure)</a>															
<a href="#">PARKS &amp; GARDENS - CAPITAL - Macksville CBD revitalisation plan (See local roads and community infrastructure)</a>															
W3593	PARKS & GARDENS - CAPITAL - Nambucca Heads CBD Banner Poles-(Local	\$ 30,000				\$ 30,000	\$ -	\$ -	\$ -	\$ -	0%	\$ 30,000			
Playground (7230.0713)															
W3279	PARKS & GARDENS - CAPITAL - Gordon Park - Playground Equipment Upgrade		\$ 11,300			\$ 11,300	\$ 330	\$ -	\$ 10,965	\$ 11,296	100%	\$ 4			
W3418	PARKS & GARDENS - CAPITAL -Bowraville Connections - Childrens		\$ 5,400			\$ 5,400	\$ 282	\$ -	\$ -	\$ 282	5%	\$ 5,118			
W3599	Bowravile Hub	\$ 700,000				\$ 700,000	\$ -	\$ -	\$ 4,550	\$ 4,550	1%	\$ 695,450			
W3603	PARKS & GARDENS - CAPITAL - Gordon Park Shelter and		\$ 15,000			\$ 15,000	\$ 2,675	\$ -	\$ 7,610	\$ 10,285	69%	\$ 4,715			
Environment Levy (7240.0480)															
W2305	Macksville Streetscape Revitalisation		\$ 72,400			\$ 72,400	\$ 563	\$ -	\$ 9,306	\$ 9,868	14%	\$ 62,532			
W2411	Environmental Protection Operations - Boating Now Gordon Park		\$ 88,200			\$ 88,200	\$ 28,331	\$ 3,804	\$ 31,300	\$ 63,435	72%	\$ 24,765			
W3412	Environmental Protection Operations - IMPROVEMENTS TO SEAWALL					\$ -	\$ -	\$ -	\$ -	\$ -		\$ -			

Ledger #	Description	Budget 2020/21	Adopted Carry Forwards (Sept. QBR)	Proposed Budget Variation	Adopted Budget Variation	Budget Total	Actual	OnCost	Committed	Total	% Spent	Remaining	Complete	Status	PROGRAMMED FOR WORK
Other Capital Works (7730.0700)															
W1960	Macksville Pool - Asset Replacement/Repair				\$ -	\$ 13,307	\$ -	\$ -	\$ -	\$ 13,307	-\$	13,307			
W3136	Macksville Pool - Improvements				\$ -	\$ -	\$ -	\$ -	\$ -	\$ -	\$	-			
W3540	Macksville Aquatic Centre – Project SCCF2 – 0215				\$ 480,200	\$ 480,200	\$ 76,377	\$ 1,855	\$ 387,545	\$ 465,778	97%	\$ 14,422			
W3604	Outdoor swimming pool				\$ 550,400	\$ 550,400	\$ 2,391	\$ 568	\$ 392,820	\$ 395,779	72%	\$ 154,621			
W2160	Animal Control - ANIMAL SHELTER				\$ -	\$ 4,820	\$ -	\$ -	\$ -	\$ 4,820	-\$	4,820			
W3426	Library Refurbishment & expand	\$ 1,000,000			\$ 1,000,000	\$ 31,224	\$ -	\$ 201,870	\$ 233,094	23%	\$ 766,906				
W2845	Library - Furniture Fittings	\$ 5,000			\$ 5,000	\$ -	\$ -	\$ -	\$ -	\$ -	0%	\$ 5,000			
W1619	Land Development Costs Nambucca Heads Industrial Estate		\$ 47,900		\$ 47,900	\$ -	\$ -	\$ -	\$ -	\$ -	0%	\$ 47,900			
W2001	Business Continuity	\$ 1,000			\$ 1,000	\$ -	\$ -	\$ -	\$ -	\$ -	0%	\$ 1,000			
W3598		\$ 500,000			\$ 500,000	\$ -	\$ -	\$ -	\$ -	\$ -	0%	\$ 500,000			
W2406	Land Development Valla Growth Area Lot 2 DP 1173066, 6857 Pacific	\$ 1,212,800	\$ 15,900		\$ 1,228,700	\$ 61,415	\$ -	\$ 166,178	\$ 227,593	19%	\$ 1,001,107				
		\$ 3,954,900	\$ 1,180,200	\$ 61,900	\$ 1,059,100	\$ 6,256,100				\$ 2,319,362	37%				



Ledger #	Description	Budget 2020/21	Adopted Carry Forwards (Sept. QBR)	Proposed Budget Variation	Adopted Budget Variation	Budget Total	Actual	OnCost	Committed	Total	% Spent	Remaining	Complete	Status	PROGRAMMED FOR WORK
WATER CAPITAL WORKS															
<u>Water Assets (27000.0780)</u>															
W3485	Water Infrastructure Capital Works HEADWORKS LIME SOLO	\$ 150,000			-\$ 37,400	\$ 112,600	\$ -	\$ -	\$ -	\$ -	0%	\$ 112,600			
W3511	Water Infrastructure Capital Works - BORE No. 2	\$ 7,000				\$ 7,000	\$ 7,036	\$ 337	\$ -	\$ 7,373	105%	-\$ 373		<div></div>	
W3512	Water Infrastructure Capital Works - BORE No. 3	\$ 43,000				\$ 43,000	\$ 13,925	\$ -	\$ 20,805	\$ 34,729	81%	\$ 8,271		<div></div>	
W3513	Water Infrastructure Capital Works - BORE No. 4	\$ 25,000				\$ 25,000	\$ 12,999	\$ -	\$ 12,999	\$ 25,998	104%	-\$ 998		<div></div>	
W3514	Water Infrastructure Capital Works - BORE No. 6	\$ 24,000				\$ 24,000	\$ 12,478	\$ -	\$ 12,478	\$ 24,956	104%	-\$ 956		<div></div>	
W3517	Water Infrastructure Capital Works - BORE No. 9	\$ 7,000				\$ 7,000	\$ 6,354	\$ 231	\$ -	\$ 6,585	94%	\$ 415		<div></div>	
<u>Water Mains (27000.0780)</u>															
W3343	Water Infrastructure Capital Works - MAIN REPLACEMENT - Hyland Park	\$ -				\$ -	\$ -	\$ -	\$ -	\$ -		\$ -			
W3580	Replace section of existing main and valves - inters. Palmer/ West Street	\$ 20,000				\$ 20,000	\$ -	\$ -	\$ -	\$ -	0%	\$ 20,000		<div></div>	
W3487	Water Infrastructure Capital Works - VALLA URBAN GROWTH AREA - WATER	\$ 800,000				\$ 800,000	\$ 14,276	\$ -	\$ 266,489	\$ 280,765	35%	\$ 519,235		<div></div>	
<u>Water Meters (27000.0782)</u>															
W1834	Water Meters Purchase and Capital Works	\$ 40,000	\$ 8,500			\$ 48,500	\$ 31,480	\$ 1,021	\$ 5,612	\$ 38,113	79%	\$ 10,387		<div></div>	
<u>Filtration Plant (27000.0783)</u>															
W3486	Water Infrastructure Capital Works HEADWORKS UV/CHLORINATON DESIGN	\$ 1,900,000				\$ 1,900,000	\$ 89,785	\$ -	\$ 89,012	\$ 178,798	9%	\$ 1,721,202		<div></div>	
<u>Reservoir (27000.0784)</u>															
W1810	Water Infrastructure Capital Works WATER STORAGE - LAND PURCHASE	\$ 150,000				\$ 150,000	\$ 663	\$ -	\$ -	\$ 663	0%	\$ 149,337		<div></div>	
W2012	WATER STORAGE CONSTRUCTION					\$ -	\$ 7,437	\$ -	\$ -	\$ 7,437		-\$ 7,437			
W3411	Water Infrastructure Capital Works RESERVOIR IMPROVEMENTS	\$ 35,000				\$ 35,000	\$ -	\$ -	\$ -	\$ -	0%	\$ 35,000		<div></div>	
W3579	Reservoir Improvements – Palmer Street	\$ 45,000				\$ 45,000	\$ -	\$ -	\$ -	\$ -	0%	\$ 45,000		<div></div>	
<u>Pump Station (27000.0790)</u>															
W1655	Water Infrastructure Capital Works WATER SUPPLY PUMPING PLANT	\$ 30,000				\$ 30,000	\$ 12,541	\$ 74	\$ -	\$ 12,615	42%	\$ 17,385		<div></div>	
<u>Fixed Plant and Equipment (27000.0791)</u>															
W1918	Water Services Infrastructure Capital Works TELEMETRY EQUIPMENT WATER					\$ -	\$ 665	\$ -	\$ -	\$ 665		-\$ 665			
W3578	Water Filling Station	\$ 80,000				\$ 80,000	\$ 103	\$ 43	\$ -	\$ 146	0%	\$ 79,854		<div></div>	
W3610	Water Infrastructure Capital Works - Water Treatment - CO2 DOSING				\$ 30,000	\$ 30,000	\$ -	\$ -	\$ 24,824	\$ 24,824	83%	\$ 5,176		<div></div>	
		\$ 3,356,000	\$ 8,500	\$ -	-\$ 7,400	\$ 3,357,100					\$ 643,666	19%			



Ledger #	Description	Budget 2020/21	Adopted Carry Forwards (Sept. QBR)	Proposed Budget Variation	Adopted Budget Variation	Budget Total	Actual	OnCost	Committed	Total	% Spent	Remaining	Complete	Status	PROGRAMMED FOR WORK
SEWERAGE CAPITAL WORKS															
Filtration Plant (37000.0783)															
W2787	Sewerage Services Infrastructure Capital Works Macksville STP	\$ 10,000				\$ 10,000	\$ 6,791	\$ -	\$ -	\$ 6,791	68%	\$ 3,210		<div></div>	
W3488	Nambucca STP Upgrade	\$ 57,000	\$ 24,000			\$ 81,000	\$ 17,580	\$ -	\$ 51,624	\$ 69,204	85%	\$ 11,796		<div></div>	
Pump Stations (37000.0790)															
W1691	Sewerage Services Infrastructure Capital Works SEWER EQUIPMENT	\$ 15,000				\$ 15,000	\$ -	\$ -	\$ -	\$ -	0%	\$ 15,000		<div></div>	
W3157	Sewerage Services Infrastructure Capital Works- MACKSVILLE PUMPING No.4					\$ -	\$ -	\$ -	\$ -	\$ -		\$ -		<div></div>	
W3161	Sewerage Services Infrastructure Capital Works- MACKSVILLE PUMPING	\$ 26,000				\$ 26,000	\$ 20,650	\$ 302	\$ -	\$ 20,952	81%	\$ 5,048		<div></div>	
W3162	Sewerage Services Infrastructure Capital Works- MACKSVILLE PUMPING	\$ 26,000				\$ 26,000	\$ 23,475	\$ -	\$ 4,570	\$ 28,045	108% <span>-\$</span>	<span>2,045</span>		<div></div>	
W3165	Sewerage Services Infrastructure Capital Works- MACKSVILLE PUMPING	\$ 6,000				\$ 6,000	\$ 3,881	\$ 17	\$ 1,826	\$ 5,724	95%	\$ 276		<div></div>	
W3168	Sewerage Services Infrastructure Capital Works- MACKSVILLE PUMPING	\$ 6,000				\$ 6,000	\$ 4,100	\$ 115	\$ 1,766	\$ 5,981	100%	\$ 19		<div></div>	
W3169	Sewerage Services Infrastructure Capital Works- MACKSVILLE PUMPING	\$ 6,000				\$ 6,000	\$ 3,805	\$ -	\$ 1,766	\$ 5,571	93%	\$ 429		<div></div>	
W3187	Sewerage Services Infrastructure Capital Works- NAMBUCCA HEADS Pumping No.1				\$ 9,000	\$ 9,000	\$ 4,988	\$ 430	\$ 4,619	\$ 10,038	112% <span>-\$</span>	<span>1,038</span>		<div></div>	
W3190	Sewerage Services Infrastructure Capital Works- NAMBUCCA HEADS Pumping No.4				\$ 45,000	\$ 45,000	\$ 107	\$ -	\$ 35,024	\$ 35,131	78%	\$ 9,869		<div></div>	
W3191	Sewerage Services Infrastructure Capital Works- NAMBUCCA HEADS Pumping No.	\$ 4,000				\$ 4,000	\$ -	\$ -	\$ 6,930	\$ 6,930	173% <span>-\$</span>	<span>2,930</span>		<div></div>	
W3192	Sewerage Services Infrastructure Capital Works- NAMBUCCA HEADS	\$ 6,000				\$ 6,000	\$ 4,438	\$ 244	\$ 1,766	\$ 6,448	107% <span>-\$</span>	<span>448</span>		<div></div>	
W3348	Sewerage Services Infrastructure Capital Works- NAMBUCCA HEADS					\$ -	\$ 10,134	\$ -	\$ -	\$ 10,134	<span>-\$</span>	<span>10,134</span>		<div></div>	
W3581	Design and documentation for pump station upgrades	\$ 50,000				\$ 50,000	\$ -	\$ -	\$ -	\$ -	0%	\$ 50,000		<div></div>	
Sewer Mains (37000.0801)															
W2146	New Sewer Main - Seaview Street, Nambucca Heads	\$ 20,000				\$ 20,000	\$ 22,446	\$ 4,494	\$ 155	\$ 27,095	135% <span>-\$</span>	<span>7,095</span>		<div></div>	
W3200	Sewer Infrastructure Capital - SEWER MAIN RELINING	\$ 146,000				\$ 146,000	\$ -	\$ -	\$ -	\$ -	0%	\$ 146,000		<div></div>	
W3489	Land Development Valla Growth Area Lot 2 DP 1173066, 6857 Pacific	\$ 1,200,000				\$ 1,200,000	\$ 22,434	\$ -	\$ 308,279	\$ 330,713	28%	\$ 869,287		<div></div>	
		\$ 1,578,000	\$ 24,000	\$ -	\$ 54,000	\$ 1,656,000				\$ 568,756	34%				

Ledger #	Description	Budget 2020/21	Adopted Carry Forwards (Sept. QBR)	Proposed Budget Variation	Adopted Budget Variation	Budget Total	Actual	OnCost	Committed	Total	% Spent	Remaining	Complete	Status	PROGRAMMED FOR WORK
PLANT # PLANT REPLACEMENT															
General Fund (7540.705.555)															
5546	Passenger Vehicle - Des. Adv. & Biuld. Surv.	\$ 31,775				\$ 31,775				\$ -	0%	\$ 31,775			
5555	Passenger Vehicle - M. Busness Dev.	\$ 31,775		\$ -	\$ 4,500	\$ 36,275	\$ 36,289		\$ -	\$ 36,289	100%	-\$ 14			
5662	Passenger Vehicle - M. Assets	\$ 31,775		-\$ 3,600		\$ 28,175	\$ 28,121		\$ -	\$ 28,121	100%	\$ 54			
5825	Passenger Vehicle - M. Infr. Services.	\$ 31,775		\$ -	\$ 4,500	\$ 36,275	\$ 36,289		\$ -	\$ 36,289	100%	-\$ 14			
5747	Passenger Vehicle - Pool Vehicle	\$ 31,775				\$ 31,775				\$ -	0%	\$ 31,775			
5654	Commercial Utility 4x4 - Surveyor	\$ 44,000				\$ 44,000				\$ -	0%	\$ 44,000			
5727	Commercial Utility 4x4 - Ass. Eng - CN	\$ 31,775				\$ 31,775			\$ 31,546	\$ 31,546	99%	\$ 229			
5854	Commercial Utility - Coord. Greenspace + Bullbar @ winch	\$ 44,000				\$ 44,000			\$ 39,824	\$ 39,824	91%	\$ 4,176			
5903	Commercial Utility - Asset Eng - BG	\$ 31,775				\$ 31,775			\$ 31,546	\$ 31,546	99%	\$ 229			
5140	Truck - Tipper	\$ 198,000				\$ 198,000				\$ -	0%	\$ 198,000			
5142	Trailer - Large Tipping - 2 Axle Dog Trailer	\$ 42,000				\$ 42,000				\$ -	0%	\$ 42,000			
5212	Roller - dual drum	\$ 47,000				\$ 47,000				\$ -	0%	\$ 47,000			
5208	Loader - Skid Steer	\$ 190,000				\$ 190,000				\$ -	0%	\$ 190,000			
5284	Tractor - Zero Turn Mower	\$ 25,000		\$ -	-\$ 1,600	\$ 23,400	\$ 23,409			\$ 23,409	100%	-\$ 9			
5287	Tractor - Zero Turn Mower	\$ 25,000		\$ -	-\$ 1,600	\$ 23,400	\$ 23,409			\$ 23,409	100%	-\$ 9			
5288	Mower -	\$ 12,000				\$ 12,000				\$ -	0%	\$ 12,000			
5292	Mower -	\$ 12,000				\$ 12,000				\$ -	0%	\$ 12,000			
5293	Spreader	\$ 30,000				\$ 30,000				\$ -	0%	\$ 30,000			
5294	Wood Chipper	\$ 100,000				\$ 100,000	\$ 81,729			\$ 81,729	82%	\$ 18,271			
	Street Sweeper	\$ 350,000				\$ 350,000				\$ -	0%	\$ 350,000			
5295	Water tank trailer	\$ 130,000				\$ 130,000				\$ -	0%	\$ 130,000			
5296	UTS grader control	\$ 73,000				\$ 73,000	\$ 72,483			\$ 72,483	99%	\$ 517			
	Small Plant	\$ 20,000				\$ 20,000				\$ -	0%	\$ 20,000			
Sewer Fund (37000.705.555)															
5626	Passenger Vehicle - W&S Eng	\$ 31,775				\$ 31,775	\$ 31,046			\$ 31,046	98%	\$ 729			
5814	Commercial Utility	\$ 44,000				\$ 44,000				\$ -	0%	\$ 44,000			
5111	Second Hand Tipper	\$ 20,000				\$ 20,000	\$ 20,000			\$ 20,000	100%	\$ -			
Water Fund (27000.705.8460)															
		\$ 1,660,200	\$ -	-\$ 3,600	\$ 5,800	\$ 1,662,400				\$ 455,690	27%				